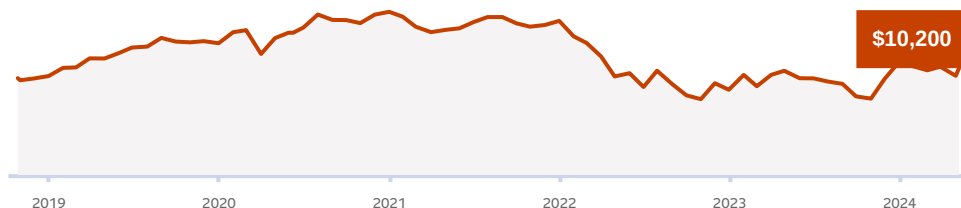


Sun GIF Solutions Sun Life Tactical Fixed Income ETF Portfolio O

Key reasons to invest

- Access an all-in-one, managed portfolio that invests primarily in exchange traded funds (ETFs)
- Designed for income, through a strategic mix of 100% fixed income investments
- Professionally diversified by fixed income sub-asset classes, geographies and ETF managers
- Tactical adjustments allow the portfolio manager to manage risk and adapt to changing markets

Investment growth of \$10,000



Compound returns

% as of Apr 30, 2024

	1 mth	3 mth	6 mth	1 yr	3 yr	5 yr	10 yr	Since inception
Funds	-1.8	-1.9	4.9	-1.0	-2.9			-2.1

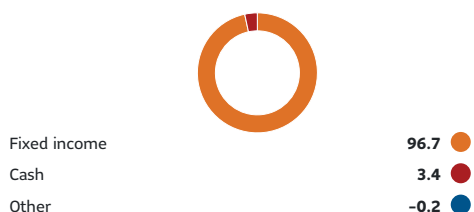
Calendar returns

% as of Apr 30, 2024

	YTD	2023	2022	2021	2020	2019	2018	2017	2016	2015	2014
Funds	-2.6	5.6	-12.6	-1.6	5.3	6.7	0.6				

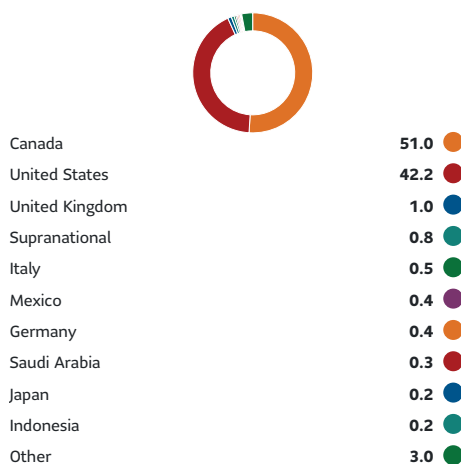
Asset allocation

% as of Feb 29, 2024



Geographic allocation

% as of Feb 29, 2024



Fund essentials

CIFSC category **Global Fixed Income**

Inception date **Jun 8, 2020**

Benchmark **Blended benchmark ¹**

MER **0.58%**
as of Dec 31, 2022


Current Price **\$9.3601**
as of May 7, 2024

Fund assets **\$8.2M**
as of Apr 30, 2024

Number of holdings **13**
as of Feb 29, 2024

Min initial investment **\$500**

Min additional investment **\$100**

Risk profile  Low

Fund codes **FEL** **SLF SE585**

¹ 10.0% FTSE Canada 91 Day T-Bill Index, 50.0% FTSE Canada Universe Bond Index, 40.0% Barclays Global Aggregate C\$ hedged index

Management Company

- SLGI Asset Management Inc.

Credit mix
% as of Feb 29, 2024

AAA	21.0
AA	41.2
A	12.8
BBB	12.0
BB	6.5
B	1.2
Below B	0.7
Not Rated	4.5

Fixed income Allocation
% as of Feb 29, 2024

Government	35.9
Corporate Bond	31.0
Government-Related	23.4
Agency Mortgage-Backed	6.4
Cash & Equivalents	2.6
Asset-Backed	0.3
Commercial Mortgage-Backed	0.2
Municipal Taxable	0.1
Covered Bond	0.1
Convertible	0.0
Other	-0.0

Fixed income characteristics
% as of Feb 29, 2024

Yield to maturity	5.13%
Effective duration (years)	7.07
Average maturity (years)	10.612
Average credit quality	AA

Top 10 Holdings (%)
% as of Feb 29, 2024

Sun Life BlackRock Cdn Univ Bond	50.1
iShares Core US Aggregate Bond ETF	24.1
VanEck Fallen Angel HiYld Bd ETF	8.0
iShares 1-3 Year Treasury Bond ETF	6.8
Vanguard Emerging Mkts Govt Bd ETF	3.0
iShares iBoxx \$ Invmt Grade Corp Bd ETF	2.9
iShares 7-10 Year Treasury Bond ETF	2.2
Sun Life Money Market Series I	2.1
SPDR® Portfolio Interm Term Corp Bd ETF	0.4
VanEck IG Floating Rate ETF	0.4

Compound growth calculations are used only for the purpose of illustrating the effects of compound growth and are not intended to reflect the future value of any segregated fund or returns on investment in any segregated fund.

Any amount allocated to a segregated fund is invested at the risk of the contract owner and may increase or decrease in value.

For questions, contact the Client Services team:

Toll free:
1-844-753-4437 (844-SLF-GIFS)

Email:
gifs@sunlife.com

Hours:
Monday to Friday, 8 a.m. – 8 p.m. ET

Address:
**Sun Life Assurance Company of Canada, c/o 30
Adelaide Street East, Suite 1, Toronto, Ontario
M5C 3G9**