

Key reasons to invest

- Designed for long-term growth by investing primarily in large and mid-cap equity securities of companies located in India
- Has a 20+ year track record, making it the longest-running India-focused strategy in Canada (Series A)
- Blends top-down (sector allocation) and bottom-up (stock selection) approaches to build the portfolio

Investment growth of \$10,000



Compound returns

% as of Oct 31, 2024

	1 mth	3 mth	6 mth	1 yr	3 yr	5 yr	10 yr	Since inception
Funds	-3.7	-2.9	6.6	21.6	7.7	9.9	8.5	7.2

Calendar returns

% as of Oct 31, 2024

	YTD	2023	2022	2021	2020	2019	2018	2017	2016	2015	2014
Funds	14.5	13.9	-4.2	23.0	3.7	2.7	-5.5	29.1	-4.5	14.6	52.6

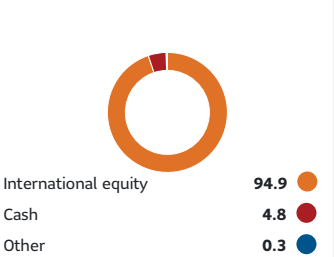
Distributions

\$/Security

	2023	2022	2021	2020	2019	2018	2017	2016	2015	2014
Funds	19.6	1.7	2.7							

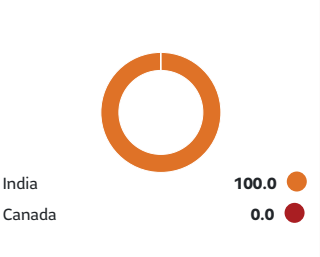
Asset allocation

% as of Aug 31, 2024



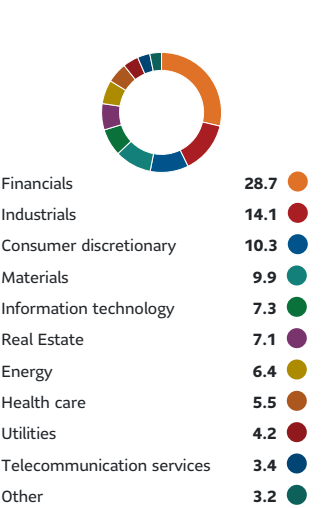
Geographic allocation

% as of Aug 31, 2024



Sector allocation

% as of Aug 31, 2024



Fund essentials

CIFSC category	Geographic Equity
Inception date	Apr 14, 1998
Benchmark	MSCI India C\$ Index
MER as of Jun 30, 2024	2.32%
Management fee	1.85%
Current Price as of Nov 5, 2024	\$25.1777
Fund assets as of Oct 31, 2024	\$192.8M
Number of holdings as of Sep 30, 2024	53
Distribution frequency	Annually
Min initial investment	\$250
Min additional investment	\$50
Risk profile	Medium to high
Fund codes	ISC SUN L100 DSC SUN L200 LSC SUN L300 ISC SUN L810 DSC SUN L820 LSC SUN L830

Management Company

- SLGI Asset Management Inc.

Sub-advisors

- Aditya Birla Sun Life Asset Management Company Pte. Ltd.

Market capitalization

% as of Aug 31, 2024

Giant	44.6
Large	35.2
Medium	19.3
Small	1.0
Micro	0.0

Risk & Statistics

as of Oct 31, 2024

Risk measures (3 years)	Funds
Annualized standard deviation	10.26
Alpha	1.15
Beta	0.41
R ²	24.77
Upside capture	51
Downside capture	36
Sharpe Ratio %	0.38

Portfolio holdings are as at the date indicated and may change due to ongoing portfolio transactions of the investment funds.

Commissions, trailing commissions, management fees and expenses all may be associated with mutual fund investments. Please read the prospectus before investing. For periods greater than one year, the indicated rates of return are the historical annual compounded total returns as of the date indicated including changes in unit value and reinvestment of all distributions and do not take into account sales, redemption, distribution or optional charges or income taxes payable by any security holder that would have reduced returns. Mutual funds are not guaranteed, their values change frequently and past performance may not be repeated.

Compound growth calculations are used only for the purpose of illustrating the effects of compound growth and are not intended to reflect the future value of any mutual fund or returns on investment in any mutual fund.

The payment of distributions is not guaranteed and may fluctuate. The payment of distributions should not be confused with a fund’s performance, rate of return, or yield. Annual distributions paid as a result of capital gains realized by a fund and income and dividends earned by a fund are taxable in your hands in the year they are paid.

Top 10 Holdings (%)

% as of Aug 31, 2024

ICICI Bank Ltd	5.7
Reliance Industries Ltd	5.5
Infosys Ltd	5.2
Bharti Airtel Ltd	3.1
HDFC Bank Ltd	2.9
Mahindra & Mahindra Ltd	2.6
Anant Raj Ltd	2.5
Welspun Corp Ltd	2.5
Axis Bank Ltd	2.4
Welspun Living Ltd	2.3

For questions, contact the Client Services team:

Hours:
Monday to Friday, 8 a.m. – 8 p.m. ET

Phone:
1-877-344-1434

Fax:
1-855-329-7544

Address:
**SLGI Asset Management Inc., 1 York Street,
Toronto, ON M5J 0B6**

Email:
info@sunlifeglobalinvestments.com

Sun Life Global Investments is a trade name of SLGI Asset Management Inc., Sun Life Assurance Company of Canada, and Sun Life Financial Trust Inc. SLGI Asset Management Inc. is the investment manager of the Sun Life Mutual Funds, Sun Life Granite Managed Solutions and Sun Life Private Investment Pools.