

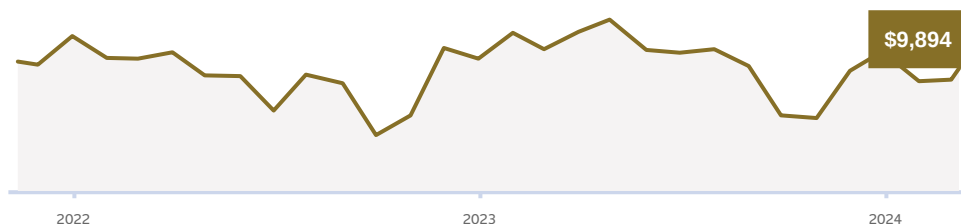
Sun Life KBI Sustainable Infrastructure Private Pool

Series F

Key reasons to invest

- Provides long-term capital appreciation by investing in companies that own or operate sustainable infrastructure assets, or benefit from the development of sustainable infrastructure assets.
- Follows an active, forward looking, investment approach focusing on sustainable infrastructure assets that include clean energy, water treatment, and food storage.
- Provides exposure to a stable, predictable, income stream by investing in income-generating sustainable infrastructure assets that also offer a hedge against inflation.
- KBI Global Investors, a Dublin based specialist investment management boutique, has been managing sustainability-focused strategies for more than three decades.

Investment growth of \$10,000



Compound returns

% as of Feb 29, 2024

	1 mth	3 mth	6 mth	1 yr	3 yr	5 yr	10 yr	Since inception
Funds	0.2	-1.4	-2.1	-4.6	—	—	—	-1.2

Calendar returns

% as of Feb 29, 2024

	YTD	2023	2022	2021	2020	2019	2018	2017	2016	2015	2014
Funds	-4.2	1.1	-3.3	3.9	—	—	—	—	—	—	—

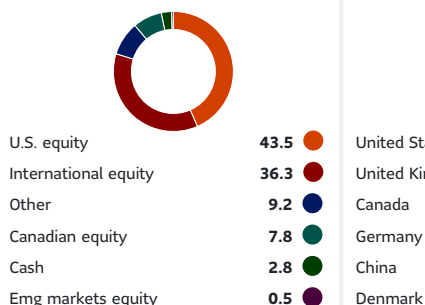
Distributions

\$/Security

	2023	2022	2021	2020	2019	2018	2017	2016	2015	2014
Funds	0.4	0.4	0.1	—	—	—	—	—	—	—

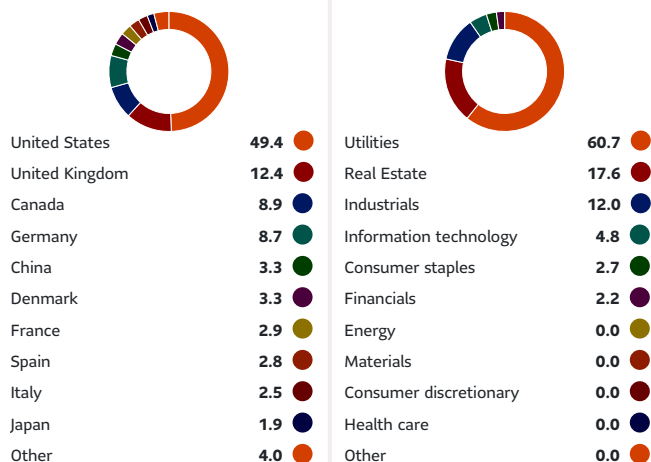
Asset allocation

% as of Dec 31, 2023



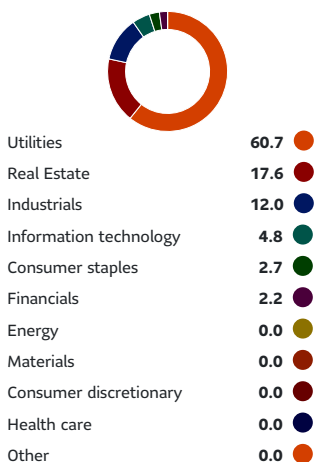
Geographic allocation

% as of Dec 31, 2023



Sector allocation

% as of Dec 31, 2023



Fund essentials

CIFSC category **Global Infrastructure Equity**

Inception date **Nov 12, 2021**

Benchmark **S&P Global Infrastructure**

MER **1.29%**
as of Jun 30, 2023

Management fee **0.95%**

Current Price **\$9.0201**
as of Mar 7, 2024

Fund assets **\$39.6M**
as of Feb 29, 2024

Number of holdings **51**
as of Dec 31, 2023

Distribution frequency **Monthly**

Min initial investment **\$500**

Min additional investment **\$50**

Risk profile **Medium**

Fund codes **NL SUN 467**

Management Company

- SLGI Asset Management Inc.

Sub-advisors

- KBI Global Investors (North America) Ltd.

Market capitalization

% as of Dec 31, 2023

Giant	5.6
Large	44.1
Medium	38.0
Small	10.2
Micro	2.1

Risk & Statistics

as of Feb 29, 2024

Risk measures (3 years)	Funds
-------------------------	-------

Commissions, trailing commissions, management fees and expenses all may be associated with mutual fund investments. Please read the prospectus before investing. For periods greater than one year, the indicated rates of return are the historical annual compounded total returns as of the date indicated including changes in unit value and reinvestment of all distributions and do not take into account sales, redemption, distribution or optional charges or income taxes payable by any security holder that would have reduced returns. Mutual funds are not guaranteed, their values change frequently and past performance may not be repeated.

Compound growth calculations are used only for the purpose of illustrating the effects of compound growth and are not intended to reflect the future value of any mutual fund or returns on investment in any mutual fund.

The payment of distributions is not guaranteed and may fluctuate. The payment of distributions should not be confused with a fund’s performance, rate of return, or yield. Annual distributions paid as a result of capital gains realized by a fund and income and dividends earned by a fund are taxable in your hands in the year they are paid.

Top 10 Holdings (%)

% as of Dec 31, 2023

NextEra Energy Inc	6.3
SBA Communications Corp Class A	5.6
RWE AG Class A	5.2
Northland Power Inc	3.9
Renewables Infrastructure Grp	3.7
National Grid PLC	3.5
Equinix Inc	3.4
Essential Utilities Inc	3.2
Hydro One Ltd	3.0
American Tower Corp	2.8

For questions, contact the Client Services team:

Hours:
Monday to Friday, 8 a.m. – 8 p.m. ET

Phone:
1-877-344-1434

Fax:
1-855-329-7544

Address:
**SLGI Asset Management Inc., 1 York Street,
Toronto, ON M5J 0B6**

Email:
info@sunlifeglobalinvestments.com