

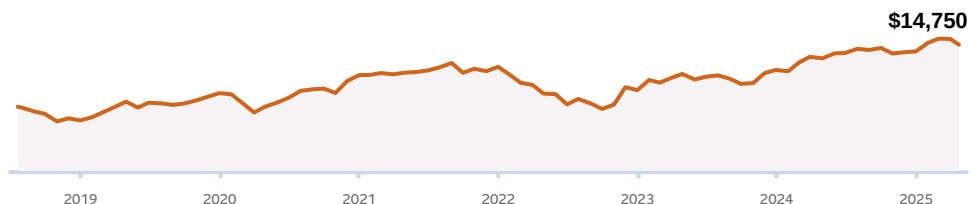
## Sun Life JPMorgan International Equity Fund

## Series F

### Key reasons to invest

- An actively managed international equity fund with a tilt to larger companies
- A high conviction portfolio focusing on stocks that offer the most attractive risk/reward outcome
- Takes a flexible approach not restricted to any region, style or sector, including emerging markets
- Leverages extensive research capabilities to identify mis-priced stocks

### Investment growth of \$10,000



### Compound returns

% as of Mar 31, 2025

	1 mth	3 mth	6 mth	1 yr	3 yr	5 yr	10 yr	Since inception
Funds	-0.1	6.7	4.8	9.9	9.2	9.7		6.4

### Calendar returns

% as of Mar 31, 2025

	YTD	2024	2023	2022	2021	2020	2019	2018	2017	2016	2015
Funds	6.7	11.1	13.7	-13.6	5.1	12.4	23.3	-10.7	—	—	—

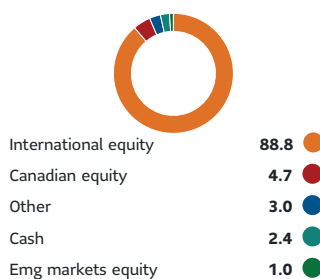
### Distributions

\$/Security

	2023	2022	2021	2020	2019	2018	2017	2016	2015	2014
Funds	0.3	0.2	0.1	0.1	0.2	0.0				

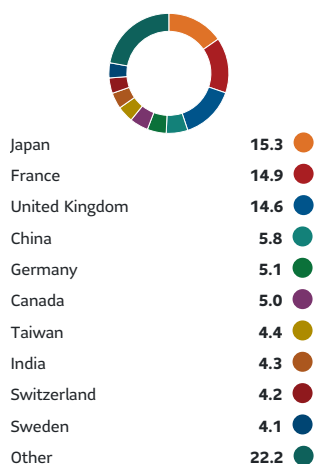
### Asset allocation

% as of Feb 28, 2025



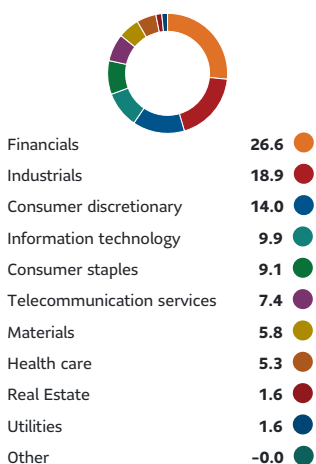
### Geographic allocation

% as of Feb 28, 2025



### Sector allocation

% as of Feb 28, 2025



### Fund essentials

Effective February 28, 2025, this Series of the Fund is closed for purchase to any new or existing investors. The Manager intends to terminate this Series effective close of business on or about May 2, 2025.

CIFSC category **International Equity**

Inception date **Jul 20, 2018**

Benchmark **MSCI ACWI ex US Index C\$**

MER as of Dec 31, 2024 **1.11%**

Management fee **0.85%**

Current Price as of Apr 23, 2025 **\$13.4303**

Fund assets as of Mar 31, 2025 **\$1.1B**

Number of holdings as of Feb 28, 2025 **52**

Distribution frequency **Annually**

Min initial investment **\$500**

Min additional investment **\$50**

Risk profile **Medium**

Fund codes **NL SUN 1413 NL SUN U1413**

### Management Company

- SLGI Asset Management Inc.

### Sub-advisors

- JPMorgan Asset Management (Canada) Inc., Toronto, Ontario

Market capitalization

% as of Feb 28, 2025

Giant	69.7
Large	30.3
Medium	0.0
Small	0.0
Micro	0.0

Risk & Statistics

as of Mar 31, 2025

Risk measures (3 years)	Funds
Annualized standard deviation	13.35
Alpha	-1.55
Beta	0.99
R <sup>2</sup>	89.04
Upside capture	89
Downside capture	94
Sharpe Ratio %	0.43

Portfolio holdings are as at the date indicated and may change due to ongoing portfolio transactions of the investment funds.

Commissions, trailing commissions, management fees and expenses all may be associated with mutual fund investments. Please read the prospectus before investing. For periods greater than one year, the indicated rates of return are the historical annual compounded total returns as of the date indicated including changes in unit value and reinvestment of all distributions and do not take into account sales, redemption, distribution or optional charges or income taxes payable by any security holder that would have reduced returns. Mutual funds are not guaranteed, their values change frequently and past performance may not be repeated.

Compound growth calculations are used only for the purpose of illustrating the effects of compound growth and are not intended to reflect the future value of any mutual fund or returns on investment in any mutual fund.

The payment of distributions is not guaranteed and may fluctuate. The payment of distributions should not be confused with a fund's performance, rate of return, or yield. Annual distributions paid as a result of capital gains realized by a fund and income and dividends earned by a fund are taxable in your hands in the year they are paid.

Top 10 Holdings (%)

% as of Feb 28, 2025

Shell	4.0
Tencent Holdings Ltd	3.4
Sony Group Corp	3.4
DBS Group Holdings Ltd	3.1
Air Liquide SA	3.0
3i Group Ord	2.9
Deutsche Telekom AG	2.9
RELX PLC	2.8
Taiwan Semiconductor Manufacturing Co Ltd ADR	2.7
UniCredit SpA	2.6

For questions, contact the Client Services team:

Hours:  
**Monday to Friday, 8 a.m. – 8 p.m. ET**

Phone:  
**1-877-344-1434**

Fax:  
**1-855-329-7544**

Address:  
**SLGI Asset Management Inc., 1 York Street,  
Toronto, ON M5J 0B6**

Email:  
**info@sunlifeglobalinvestments.com**

Sun Life Global Investments is a trade name of SLGI Asset Management Inc., Sun Life Assurance Company of Canada, and Sun Life Financial Trust Inc. SLGI Asset Management Inc. is the investment manager of the Sun Life Mutual Funds, Sun Life Granite Managed Solutions and Sun Life Private Investment Pools.