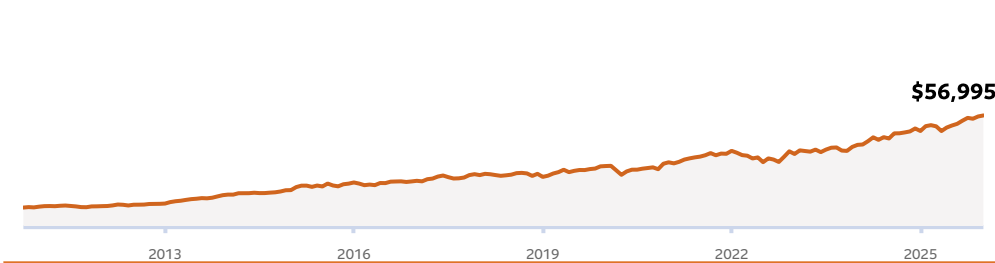


Key reasons to invest

- An actively managed global equity fund with a tilt to larger companies
- Invests in undervalued, high-quality companies, mainly in developed markets
- Looks for underestimated businesses, with value that may be unlocked from improving conditions
- Applies a long-term, research-driven approach, focused on picking stocks across full market cycles

Investment growth of \$10,000



Compound returns

% as of Nov 30, 2025

	1 mth	3 mth	6 mth	1 yr	3 yr	5 yr	10 yr	Since inception
Funds	2.1	4.0	11.2	12.2	13.4	11.8	9.8	12.1

Calendar returns

% as of Nov 30, 2025

	YTD	2024	2023	2022	2021	2020	2019	2018	2017	2016	2015
Funds	15.1	16.9	12.4	-4.1	17.7	6.1	21.6	-3.4	12.3	3.7	20.6

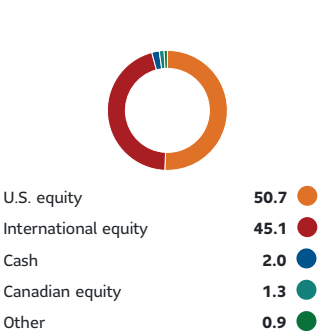
Distributions

\$/Security

	2023	2022	2021	2020	2019	2018	2017	2016	2015	2014
Funds	1.4	1.2	0.8	0.9	0.3	0.3	0.2	0.2	0.1	

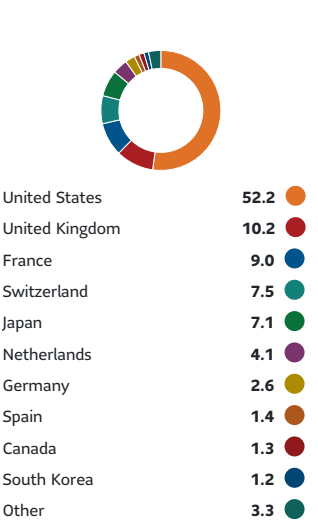
Asset allocation

% as of Sep 30, 2025



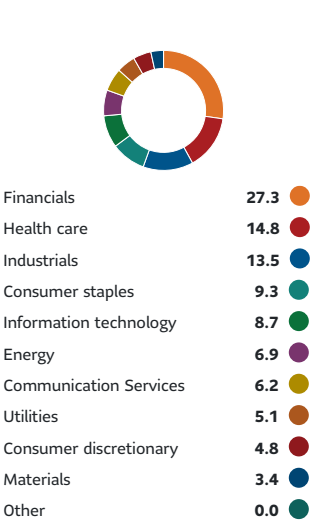
Geographic allocation

% as of Sep 30, 2025



Sector allocation

% as of Sep 30, 2025



Fund essentials

CIFSC category	Global Equity
Inception date	Oct 1, 2010
Benchmark	MSCI World C\$
MER as of Jun 30, 2025	1.22%
Management fee	0.95%
Current Price as of Dec 11, 2025	\$42.6494
Total assets as of Nov 30, 2025	\$739.8M
Number of holdings as of Oct 31, 2025	107
Distribution frequency	Annually
Min initial investment	\$500
Min additional investment	\$50
Risk profile	Medium
Fund codes	NL SUN 401

Management Company

- SLGI Asset Management Inc.

Sub-advisors

- MFS Investment Management Canada Limited

Market capitalization

% as of Sep 30, 2025

Giant	25.8
Large	44.9
Medium	25.6
Small	3.8
Micro	0.0

Risk & Statistics

as of Nov 30, 2025

Risk measures (3 years)	Funds
Annualized standard deviation	9.77
Alpha	-2.82
Beta	0.82
R ²	67.17
Upside capture	74
Downside capture	84
Sharpe Ratio %	0.93

Top 10 Holdings (%)

% as of Sep 30, 2025

Charles Schwab Corp	3.1
UBS Group AG Registered Shares	3.0
Natwest Grp	3.0
Medtronic PLC	2.2
Becton Dickinson & Co	2.1
Mitsubishi UFJ Financial Group Inc	2.1
Johnson & Johnson	2.0
Bank of America Corp	1.9
Aon PLC Class A	1.9
Pfizer Inc	1.8

Portfolio holdings are as at the date indicated and may change due to ongoing portfolio transactions of the investment funds.

Commissions, trailing commissions, management fees and expenses all may be associated with mutual fund investments. Please read the prospectus before investing. For periods greater than one year, the indicated rates of return are the historical annual compounded total returns as of the date indicated including changes in unit value and reinvestment of all distributions and do not take into account sales, redemption, distribution or optional charges or income taxes payable by any security holder that would have reduced returns. Mutual funds are not guaranteed, their values change frequently and past performance may not be repeated.

Compound growth calculations are used only for the purpose of illustrating the effects of compound growth and are not intended to reflect the future value of any mutual fund or returns on investment in any mutual fund.

The payment of distributions is not guaranteed and may fluctuate. The payment of distributions should not be confused with a fund's performance, rate of return, or yield. Annual distributions paid as a result of capital gains realized by a fund and income and dividends earned by a fund are taxable in your hands in the year they are paid.

For questions, contact the Client Services team:

Hours:
Monday to Friday, 8 a.m. - 8 p.m. ET

Phone:
1-877-344-1434

Fax:
1-855-329-7544

Address:
**SLGI Asset Management Inc., 1 York Street,
Toronto, ON M5J 0B6**

Email:
info@sunlifeglobalinvestments.com